

IN ADAMS COUNTY...

**45,000**

families were enrolled in SNAP in 2017<sup>1</sup>

**62%**

of people eligible for SNAP benefits are enrolled<sup>5</sup>

**64%**

of people eligible for WIC benefits are enrolled<sup>5</sup>



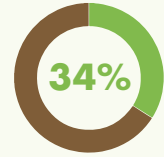
**3,506**

Brighton individuals are estimated to be food insecure.<sup>6</sup>

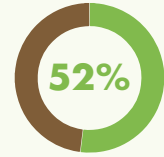
**1.9 million**

Pounds of food distributed by food pantries in Brighton between July 2018 and June 2019.<sup>6</sup>

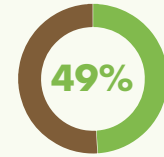
**STUDENTS ELIGIBLE FOR FREE AND REDUCED-PRICE MEALS<sup>2</sup>:**



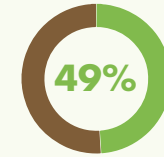
27J District



27J schools in Brighton



Adams County



Weld County

These were higher percentages than found statewide (41.6%)<sup>3</sup>

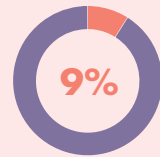


# Local Foods Placemat

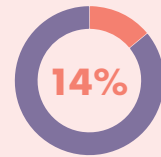
- Farms (wholesale)
  - 1 Petrocco Farms
  - 2 Sakata Farms
- Farms (no retail location)
  - 1 Forever West Farm
  - 2 Minoru Farm
- Farms (with retail location)
  - 1 Lulu's Farm
  - 2 Palizzi Farm
  - 4 Berry Patch Farms
  - 5 Palombo Farms Market
- Grocery Stores
  - 1 Walmart
  - 2 King Soopers (two locations)
  - 3 Safeway
  - 4 Target
- Food Pantries & Distribution Points
  - 1 Brighton Town Hall Mobile Pantry
  - 2 Elmwood Baptist Church
  - 3 Calvary Chapel Brighton
  - 4 Brighton Seventh Day Adventist Church
  - 5 St Augustine Church
  - 6 The Healing Place
  - 7 Chapel Hill Church
  - 8 Libretto Apartments



**CHILDREN AGES 1-14 WHO CONSUMED FRUIT TWO OR MORE TIMES PER DAY AND VEGGIES THREE OR MORE TIMES PER DAY:<sup>4</sup>**



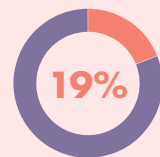
Adams County



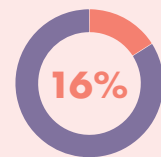
Weld County



**CHILDREN AGES 1-14 WHO CONSUMED ONE OR MORE SUGAR-SWEETENED BEVERAGE PER DAY:<sup>4</sup>**

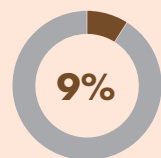



Adams County

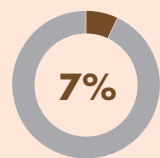


Weld County

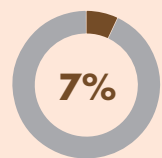
**ADULTS DIAGNOSED WITH DIABETES<sup>3</sup>**



Adams County

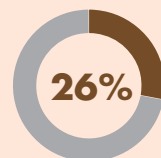



Weld County

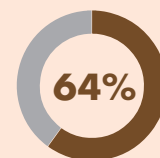


Colorado

**ADULTS OVERWEIGHT/OBESE IN ADAMS COUNTY<sup>3</sup>**



Adult obesity



Adult overweight or obese

Adams County has a 10.2% childhood obesity rate<sup>3</sup>

**SOURCES**

1. Hunger Free Colorado
2. 27J School District
3. Community Health Needs Assessment
4. CDPHE, Colorado Health Indicators, 11013-2015 BRFS
5. 2019-2024 Public Health Improvement Plan, Tri County Health Department
6. Data provided by Food Bank of the Rockies